



**Local Board of Directors Meeting
September 18, 2025**

Board Members Present

Ted Buford
Dialo Cartwright
Kurt Davis, Vice Chair
Artie Jones, Jr.
Kristina Foreman
Lee Lewis, Chair
Summer Stipe

Staff Members Present

Chad Boyett, Executive Director of Facilities
Eva Byrd, Project Manager
Katrena Felder, Executive Director of Adult Education
Amanda M. Foreman, Executive VP and VP for Academic Affairs
Derrell Harris, Executive Director of Information Technology
Vince Jackson, Vice President of Institutional Effectiveness
Lanie Jonas, Vice President for Administrative Services
Natasha King, Executive Assistant to the President
Carley McDonald, Vice President for Student Affairs
Lonnie Roberts, President
Stephanie Roberts, Executive Director of College Advancement
Dr. Pete Snell, Vice President for Economic Development

Board Members Absent

Jason Rubenbauer
Ralph Staffins, III

Staff Members Absent

Bradley Barrett, Campus Police Chief

Guests

None

CALL TO ORDER

The Coastal Pines Technical College (CPTC) Local Board of Directors met Thursday, September 18, 2025, at 12:26 p.m. in rooms 4136 and 4137 on the Jesup Instruction Site. Lee Lewis, CPTC Local Board Chair, called the meeting to order.

APPROVAL OF AGENDA

Upon a motion to approve by Artie Jones Jr., a second by Ted Buford, the CPTC Local Board of Directors unanimously approved the agenda.

ACTION ITEMS

APPROVAL OF MINUTES

Upon a motion to approve by Ted Buford, a second by Artie Jones Jr., minutes of the August 21, 2025, CPTC Local Board of Directors' meeting were unanimously approved.

NEW PROGRAM REQUESTS – Amanda Morris Foreman

Amanda Morris Foreman made a recommendation to approve the following new program:

- Associate of Applied Science in Allied Health Professions

The AAS will only be available for the Practical Nursing, Neuromuscular Massage Therapy and Medical Assisting programs at this time.

Upon a motion to approve by Artie Jones Jr., a second by Ted Buford, the CPTC Local Board of Directors unanimously approved the new program listed above.

CABINET REPORTS (Full reports uploaded to Dropbox seven (7) days prior to meeting.)

Office of Academic Affairs – Amanda Morris Foreman

The state pass rates for the Summer semester Nurse Aide graduating cohorts are as follows:

- Golden Isles – Six (6) graduates have tested and passed.
- Jesup – Four (4) graduates have tested and passed. Two (2) graduates have yet to test.

Katherine Ellis and Caroline Murray's Summer cosmetology graduates have a 100% pass rate.

For Summer semester, the Commercial Truck Driving Program had nineteen students take and pass the CDL licensure exam.

Office of Administrative Services – Lanie Jonas

Board members received a handout of the College's budget report showing the actual year-to-date revenue and expenditures for the College.

Office of Adult Education – Katrena Felder

This report provides the WIOA local totals of the number of students enrolled, total attendance hours, measurable skill gains (MSG), separated, remaining, and percentages by entering educational functioning level for all POPs (Periods of Participation) in the Georgia Adult Education Learner Information System (GALIS) for FY26 in Adult Education (AE):

- Total Enrolled Students Educational Functioning Level ABE Levels 1-5 students: 266
- Total Enrolled Students Educational Functioning ESL Levels 1-6: 45
- Total Number of Students Enrolled for both ABE & ESL: 311
- Total Number of Students Served for both ABE & ESL: 440 (15.8% increase from prior year)
- Total Hours of Attendance for both ABE & ESL students: 7,641.25
- Total Percentage of ABE students who achieved an MSG: = 26.69%
- Total Percentage of ESOL students who achieved an MSG: = 2.22%
- Total Number of I.E.T. Workplace Literacy Certificates Achieved: 0
 - *Note: The number of completed I.E.T.'s are reduced when a student who participates in the I.E.T. training earns an HSE diploma during the current fiscal year.
- Total HSE's (GED Diploma or HSET Diploma) earned: 20

CPTC's FY25 Measurable Skill Gains (MSG) % is 23.15%

The College received the final grant award notification and budget allocations for FY26. The funds for Title II, WIOA: Adult Basic and Literacy Education State Grants (including English Literacy and Civics Education State Grants) are available July 1, 2025 – June 30, 2026. The current FY2026 Funding amounts are as follows:

- | | | |
|---------------|--------------------------------|-----------|
| • State Grant | Adult Education Matching Funds | \$652,542 |
| • Federal 231 | General Adult Education | \$656,161 |

• Federal 231	Family Literacy	N/A
• Federal 225	Corrections Adult education	\$20,300
• <u>Federal 243</u>	<u>Integrated English Literacy & Civics Education</u>	<u>\$16,150</u>
• Total Allocation		\$1,345,154

Office of College Advancement – Stephanie Roberts

The scholarship committee awarded over \$55,000 in scholarships for Fall semester.

The application for Spring semester scholarships will open October 10 and close December 7.

The 2026 internal campaign was very successful and ran from August 4 - September 5. The CPTC Foundation received pledges/donations totaling \$28,365.56. This dollar amount is up 19% from the 2025 campaign. A total of 64% of full-time employees chose to donate to the CPTC Foundation (61% in 2025, 41% in 2024). The Foundation gained 14 brand new donors for 2026, increasing the 1% giving from 4 to 15 donors.

Office of Economic Development – Dr. Pete Snell

Modern Campus was implemented during FY25 and the Technical College System of Georgia (TCSG) developed best practices as FY25 progressed. FY26 was expected to establish a new baseline for data. However, Dr. Pete Snell was asked to be part of a small team to modify/improve data collection. This team is tentatively scheduled to begin discussions toward the end of 2025. Changes to data collection and implementation of additional data entry best practices may require that FY27 establish the new baseline.

Office of Information Technology – Derrell Harris

The following revised CPTC procedure has been reviewed and approved by the Cabinet and College Council:

- CPTC Procedure: Gram Leach Bliley Act,
- CPTC Procedure: Data Destruction and Sanitization.

The twenty (20) new Cisco c9200 Switches received from TCSG have been installed in the following areas:

- Hazlehurst
- Alma
- Golden Isles

Office of Institutional Effectiveness – Vince Jackson

Vince Jackson has submitted the College's response to the five items listed in the SACSCOC referral report.

The College has been in regular communication with Kenneth Jacobs, a representative with GE Precision Healthcare, who is managing the purchase, delivery, and installation of the new Definium Tempo Pro digital radiographic system that was purchased using FY25 Perkins funds. Per Mr. Jacobs, it is on track to be delivered September 29.

Office of Special Projects – Eva Byrd

The Southeast Georgia Regional Summit – Economics of Education with the Georgia Partnership for Excellence in Education – was held September 10 on the Jesup Instructional Site. Community leaders as well as education partners from K12 and higher education attended the event.

Office of Student Affairs – Carley McDonald

The following revised CPTC procedure has been reviewed and approved by the Cabinet and College Council:

- CPTC Procedure: Student Code of Conduct.

As of September 8, 4,111 students have registered for Fall semester. The total enrollment for the Fall 2024 semester was 4,132. The seven-day enrollment report has been released by TCSG and the College is currently showing a 3.9% increase from last Fall. Traditional enrollment is up by almost 8% from the same time last year.

CPTC received the final closure letter September 3 from GSFC regarding the state scholarship and grant compliance review that took place in April. The College received zero monetary findings and was commended by GSFC for its performance.

Office of the President – Lonnie Roberts**Health Sciences Building – Jesup**

The project continues to move along on schedule. Planned construction start date is April 27, 2026, with a material completion date of June 23, 2027.

Enrollment (System-wide)

The following chart shows system-wide enrollment as of September 17.

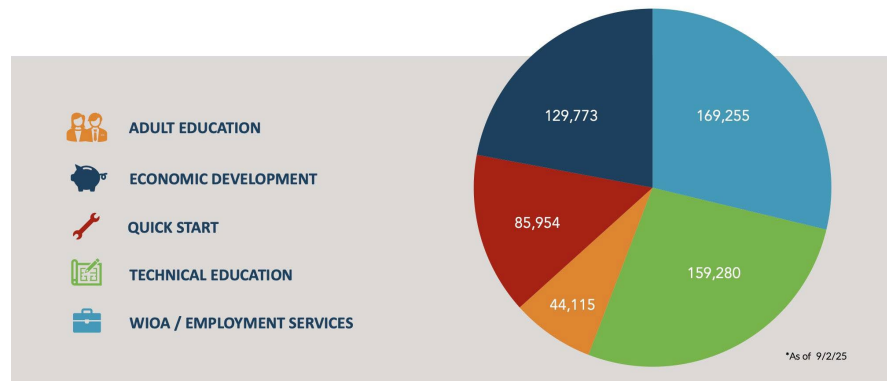
Start Date	College	Students				Hours			
		Fall AY2026 Current Count	Fall AY2025 Count Last Year	Fall AY2025 EOS	% Difference between Current and Fall AY2025 EOS	Fall AY2026 Current Count	Fall AY2025 Count Last Year	Fall AY2025 EOS	% Difference between Current and Fall AY2025 EOS
8/18/2025	Albany	2,684	2,731	2,719	-1.3%	24,463	25,772	25,444	-3.9%
8/18/2025	Athens	4,477	4,476	4,459	0.4%	33,811	33,727	33,499	0.9%
8/18/2025	Atlanta	5,187	4,552	4,498	15.3%	48,499	42,741	41,664	16.4%
8/18/2025	Augusta	4,944	4,518	4,455	11.0%	45,848	41,679	40,577	13.0%
8/19/2025	Central Georgia	12,307	10,653	11,531	6.7%	98,100	82,817	86,599	13.3%
8/18/2025	Chattahoochee	12,273	11,202	11,156	10.0%	109,887	99,713	98,820	11.2%
8/18/2025	Coastal Pines	4,184	4,014	4,130	1.3%	30,813	29,263	29,549	4.3%
8/11/2025	Columbus	3,435	3,265	3,312	3.7%	30,399	28,057	28,458	6.8%
8/18/2025	Georgia Northwestern	7,463	7,302	7,283	2.5%	61,532	59,023	58,276	5.6%
8/18/2025	Georgia Piedmont	3,658	3,210	3,282	11.5%	30,020	25,959	26,827	11.9%
8/18/2025	Gwinnett	12,465	11,044	11,168	11.6%	99,269	88,824	89,115	11.4%
8/11/2025	Lanier	7,382	6,929	6,908	6.9%	57,983	53,854	53,586	8.2%
8/20/2025	North Georgia	2,720	2,621	2,603	4.5%	23,233	22,259	21,970	5.7%
8/25/2025	Oconee Fall Line	2,327	2,065	2,108	10.4%	17,991	15,441	15,612	15.2%
8/18/2025	Ogeechee	2,414	2,278	2,300	5.0%	21,906	21,084	21,207	3.3%
8/18/2025	Savannah	3,868	3,881	3,942	-1.9%	36,612	36,745	36,849	-0.6%
8/18/2025	South Georgia	2,011	1,769	1,795	12.0%	20,475	17,429	17,638	16.1%
8/18/2025	Southeastern	2,109	1,895	1,903	10.8%	15,639	13,913	13,871	12.7%
8/18/2025	Southern Crescent	7,077	6,172	6,185	14.4%	60,307	52,141	51,833	16.3%
8/19/2025	Southern Regional	5,970	5,349	5,382	10.9%	51,056	44,428	44,303	15.2%
8/11/2025	West Georgia	7,077	6,926	6,940	2.0%	61,136	59,919	59,758	2.3%
8/12/2025	Wiregrass Georgia	4,814	4,550	4,466	7.8%	39,404	36,731	35,953	9.6%
	Overall Summary	120,846	111,402	112,525	7.4%	1,018,383	931,519	931,408	9.3%

TCSG FY2027 Proposed Budget

Proposed TCSG FY2027 budget:

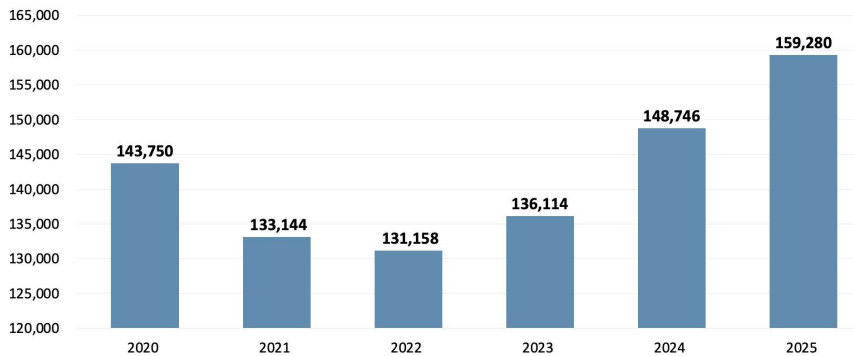
Our Impact

TOTAL SERVED IN AY25* - **588,377**

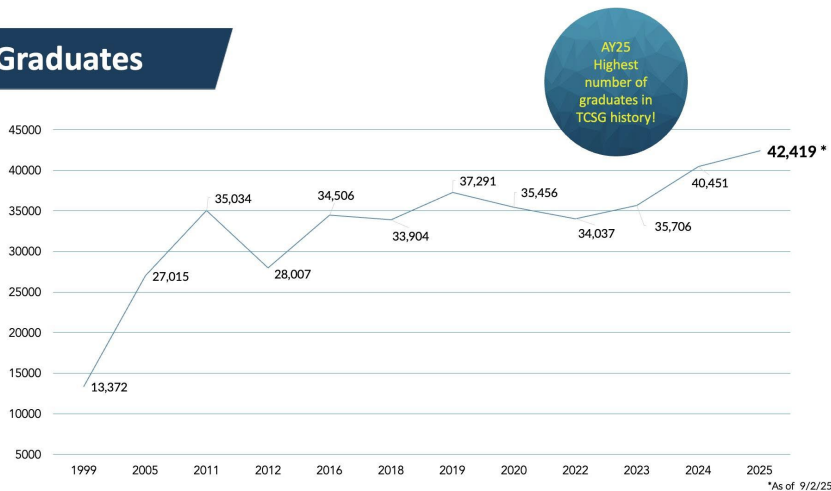


Enrollment

TECHNICAL EDUCATION



Graduates



Budget

FY 2027 Budget Request

Program	FY 2026	Workload Adjustments (Formula)	FY 2027
Adult Education	\$ 19,088,372		\$ 19,088,372
Administration	8,623,596		8,623,596
QuickStart	21,552,619		21,552,619
Technical Education	444,181,110	\$33,594,041 Increase of 9.42% in Credit Hours	478,328,592
		\$553,441 Increase of .92% in Square Footage	
Technical Education: High-Cost Programs Special Project	31,711,098	(\$748,416) Net Decrease of -1.83% in Credit Hours	30,962,682
Economic Development & Customized Services	3,375,358		3,375,358
Workforce Development	9,770,675		9,770,675
Total	\$538,302,828	\$33,399,066	\$571,701,894

TCSG FY2027 Capital Outlay Request

Project Name	Amount
Equipment Refresh – Statewide	\$ 9,000,000
Atlanta Technical College Renovation/Expansion Henry Louis Aaron Academic Complex – FFE (Fulton)	4,455,000
Augusta Technical College Advanced Manufacturing & Engineering Technology Bldg – Construction (Columbia)	26,560,000
Georgia Piedmont Technical College Building B Simulated Training Hospital – FFE (Newton)	1,570,000
Gwinnett Technical College Automotive Building Expansion – FFE (Gwinnett)	1,435,000
West Georgia Technical College Building A Renovation Phase II – FFE (Troup)	565,000
Chattahoochee Technical College Manufacturing & Diesel Lab Renovation – Design & Construction (Bartow)	8,820,000
Georgia Northwestern Technical College Industrial Technologies Renovation Phase 2 – Design & Construction (Floyd)	13,345,000
Gwinnett Technical College North Fulton Campus Building 2 – Design (Fulton)	\$ 2,260,000
Oconee Fall Line Technical College Diesel Lab Addition – Design, Construction & FFE (Washington)	5,000,000
Ogeechee Technical College Automotive/EV Renovation and Expansion – Design (Bulloch)	1,025,000
Savannah Technical College Aviation Campus Building Expansion – Design (Chatham)	1,325,000
Totals	\$75,360,000

CPTC FY2027 Capital Outlay Requests

Student enrollment at CPTC's Baxley Campus has been strong. With the opening of the Southern Pines College and Career Academy (SPCCA) 2023, enrollment has continued to increase significantly over the past three years. The number of students in classes on the Baxley Campus increased from 277 in academic year 2023 to over 600 in academic year 2025. This increase in students has created a pressing need for expanded instructional and lab space.

Coastal Pines Technical College Parking Lot Replacement and Drainage Repairs – Baxley (Appling)	3,300,000
Coastal Pines Technical College Classroom Expansion and Renovations – Baxley (Appling)	23,825,000



OPEN DISCUSSION

None

UPCOMING EVENTS

The annual John P. Pike Memorial CPTC Scholarship Golf Tournament has been scheduled for October 10, 2025, at the Okefenokee Country Club.

The 2025 TCDA/TCFA Fall Leadership Conference is scheduled for October 27-29, 2025, at the Hyatt Regency in Savannah.

The next CPTC Local Board of Directors' meeting is scheduled for November 20, 2025, at 12:00 p.m. on the Waycross Campus.

ADJOURNMENT

There being no further business, the meeting adjourned at 1:28 p.m.



Coastal Pines Technical College
President



Coastal Pines Technical College
CPTC Local Board Chair or Vice Chair